



PRODUCT OVERVIEW





Innovation. Speed to Market. Reliability. LTF Technology® is Simply the Best Solution.

As a leading engineering company and manufacturer of OEM LED lighting components since 2007, LTF® has served Architectural, Commercial and Residential lighting industries around the globe. LTF is driven by quality and innovation, with a passion for new product development. The LTF team is committed to building the most reliable and versatile lighting components on the market, using advanced engineering, creative design, and leading-edge technologies.

LTF's vertically integrated capabilities offer a one-partner solution to OEMs, eliminating production transitions, extra expenses and long lead times.

Our engineering teams handle projects from initial concept to full scale manufacturing. We are passionate about innovation, turning ideas into products that revolutionize the marketplace.

Global Operations

Proximity matters; with locations in both the United States and Asia, we're never too far away to support you.

Our global operations team arranges and handles order requests and shipments in the United States, Europe, Asia, South America, and more.

Contents

UniDriver® High-Performance LED Drivers4

SI Series Programmable LED Drivers5

LiteStream™ D 96W Smart LED Drivers6

Electronic Transformers7

Landscape Lighting Transformers8

LiteStream™ M Smart Transformers.....9

LiteStream™ C Smart Controllers.....10

Quantum Lux™ COBs11

SunLight2® Dim-To-Warm Architectural-Grade LED Bulbs.....12

SunLight2® Dim-To-Warm Flexible LED Tapes13

SunLight2® Builder’s Edition All-Purpose LED Bulbs.....14



POWER SUPPLIES

UNIDRIVER® HIGH-PERFORMANCE LED DRIVERS

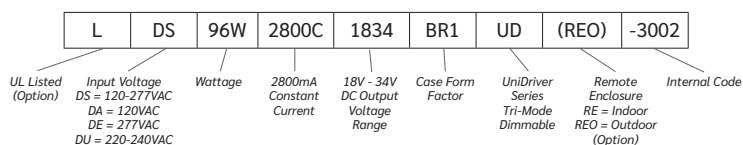
UniDriver® LED drivers simplify selection for the lighting industry. Our drivers offer True-Tri-Mode dimming, universal input, Title 24 compliant flicker-free operation, and a five-year warranty.



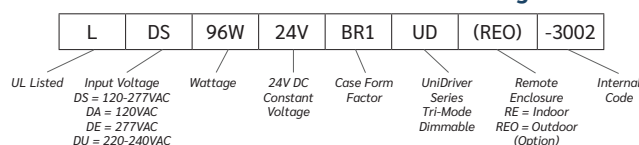
- Universal input voltage: 100V – 277V AC, 50/60Hz
- Smooth, 100% – 0.1% True-Tri-Mode Dimming at all input voltages: ELV, Triac, 0-10V
- 100mA – 5000mA constant current options
- 12, 24, 36 and 48V constant voltage options
- Title 24 compliant flicker-free operation and dimming
- UL listed indoor and outdoor models
- Auto-reset; short circuit, overload and thermal protection
- Efficiency >85%, power factor >95%
- OEM custom options
- Five year warranty

Model Series	Wattage	Input Voltage	Output Current Range	Output Voltage Range
DS12W	12W	100V - 277V AC 50/60Hz	250-1000 mA	12V - 48V DC
DS20W	20W	100V - 277V AC 50/60Hz	300-1600 mA	9V - 50V DC
DS40W	40W	100V - 277V AC 50/60Hz	350-3300 mA	12V - 57V DC
DS60W	60W	100V - 277V AC 50/60Hz	350-5000 mA	12V - 71V DC
DS96W	96W	100V - 277V AC 50/60Hz	350-5500 mA	12V - 86V DC
DS200W	200W	100V - 277V AC 50/60Hz	700-8000 mA	9V - 133V DC
DS300W	300W	100V - 277V AC 50/60Hz	700-12500 mA	12V - 143V DC

MODEL NUMBER KEY (Constant Current)



MODEL NUMBER KEY (Constant Voltage)



SI SERIES PROGRAMMABLE LED DRIVERS

LTF® Smart Interface Programmable LED drivers are high-performance power supplies, providing smooth dimming for virtually any LED application — an ideal solution for enhanced flexibility and control of architectural lighting.



- Deep 0-10V dimming: 1% or standard 10%
- Dim-to-Off programmable; set minimum dimming level and dimming curve options (output current, soft-start)
- Over temperature protection (OTP) supports thermal feedback, providing extra protection for LED loads
- Constant lumen output
- Rated lifetime of 50,000 hours
- Metal enclosure is NEMA 1 compliant for indoor locations
- In-rush current protection – AC power line: line to line 6 Kv/0.5KA 8/20µs, line to ground 6 KV/0.5KA 8/20µs
- Five year warranty

CONSTANT CURRENT MODELS

Model Series	Wattage	Input Voltage	Constant Current Output	Load	IP Rating
LDS40W1500C2756SI	40W	120-277V AC 0.4A 50/60Hz	1500mA	27V DC LED	IP65
LDS50W1050CSI	50W	120-277V AC 0.5A 50/60Hz	400mA - 1050mA	28V - 48V DC LED	IP65
LDS50W1400CSI			400mA - 1400mA	12V - 55V DC LED	IP20
LDS50W1500CSI			300mA - 1500mA	12V - 56V DC LED	IP65
LDS60W1800C3356SI	60W	120-277V AC 0.62A50/60Hz	1800mA	33V DC LED	IP65
LDS100W1400CSI	100W	120-277V AC 1.0A 50/60Hz	200mA - 1400mA	36V-200V DC LED	IP20
LDS100W3500CSI			350mA - 3500mA	10V-55V DC LED	
LDS200W5600CSI	200W	120-277V AC 2.0A 50/60Hz	600mA - 5600mA	12V - 55V DC LED	IP67
LDS200W2800CSI			300mA - 2800mA		
LDS200W1400CSI			200mA - 1400mA		

Order Now! Call +1 (847) 498-5832 or Email LTFsales@LTFtechnology.com



POWER SUPPLIES

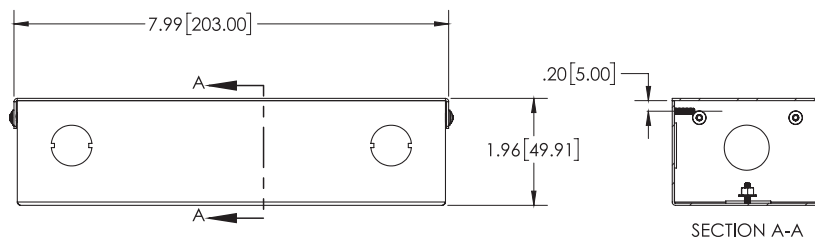
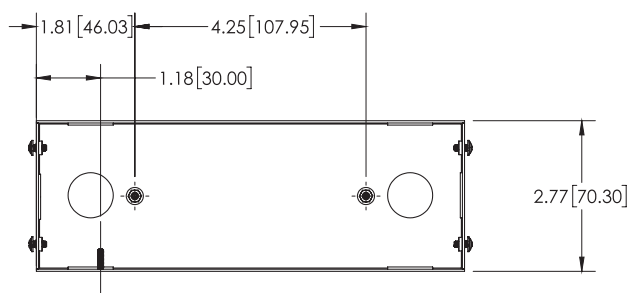
LITESTREAM™ D 96W SMART LED DRIVERS

With LiteStream™ D 96W Smart Drivers, you can combine the high performance and reliability of LTF® drivers with the added luxury of wireless lighting control in any room, from any location.



- WiFi, Bluetooth® mesh connectivity
- Universal Input: 120-277V AC 50/60Hz
- Transform 12V, 24V constant voltage LED strips into connected IoT / Smart devices
- Constant current models for single and dual channel COB LEDs
- Single channel for single CCT or dim-to-warm LEDs
- Dual channel for CCT tuning
- IP67-rated aluminum case suitable for outdoor use
- Residential and commercial, new or retrofit installations
- Five-year warranty

Model Series	Wattage	Input Voltage	Constant Voltage Output	Load
LDS96W12VNDBT1REO	96W	100V - 277V AC 50/60Hz	12V DC	Single Channel 12V DC LED Strip
LDS96W24VNDBT1REO			24V DC	Single Channel 24V DC LED Strip
LDS96W12VNDBT2REO			12V DC	Dual Channel 12V DC LED Strip
LDS96W24VNDBT2REO			24V DC	Dual Channel 24V DC LED Strip



ELECTRONIC TRANSFORMERS

LTF® provides the most complete selection of electronic transformers in the lighting industry, offering no-load technology that enables halogen, LED and incandescent load compatibility for low voltage lighting systems and fixtures.

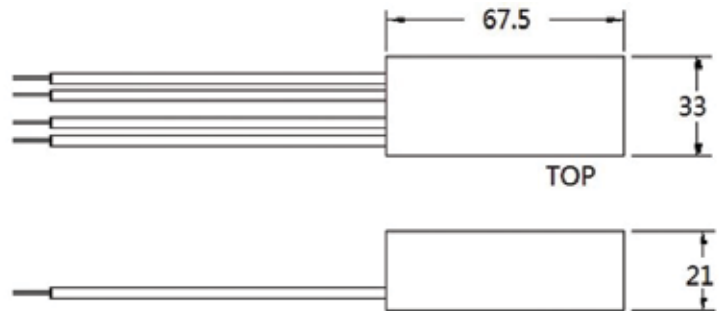


Compatible with SunLight2™ EA EmeryAllen SORAA



- Advanced no minimum load technology is rated for LED strips (DC)/bulbs (AC), halogen, incandescent light sources
- ELV dimmable; optional 0-10V dimming
- ETL and UL Recognized
- UL Listed indoor and outdoor models
- Soft start, auto reset; thermal and short circuit protection
- Efficient, high power factor
- Three year warranty; optional five-year warranty

- Low profile, small form factor; B5 form factor (60W) only 67.5mm x 33mm x 21mm



Model Series	Wattage	Input Voltage	Output Voltage
TA10WD12 - TA300WD12	10W - 300W	120V AC 50/60Hz	12V DC
TA10WA12 - TA300WA12			12V AC
TA10WD24 - TA300WD24			24V DC
TA10WA24 - TA300WA24			24V AC
TU10WD12 - TU300WD12		220-240V AC 50/60Hz	12V DC
TU10WA12 - TU300WA12			12V AC
TU10WD24 - TU300WD24			24V DC
TU10WA24 - TU300WA24			24V AC
TE10WD12 - TE60WD12	10W - 60W	227V AC 50/60Hz	12V DC
TE10WA12 - TE60WA12			12V AC
TE10WD24 - TE60WD24			24V DC
TE10WA24 - TE60WA24			24V AC

Order Now! Call +1 (847) 498-5832 or Email LTFsales@LTFtechnology.com

POWER SUPPLIES

LANDSCAPE LIGHTING TRANSFORMERS

Durable magnetic transformers from LTF Technology® are the ideal solution for powering outdoor landscape lighting, converting 120V AC household voltage to 12V-15V AC for use with low voltage LED or halogen lighting.



- High performance, fully dimmable transformers work with halogen and AC LED loads
- Isolated output power per NEC, UL safety requirements
- Outdoor models feature corrosion resistant, heavy duty 304 stainless steel cases
- Highly efficient toroidal transformer core offers great voltage regulation, cooler temperature and no noise
- Includes receptacle for optional photocell or timer for On/Off scheduling
- Industry leading 25-year OEM limited warranty

MTA75WA1215VREO

Wattage: 75W
 Input: 120V AC, 0.63A 50/60Hz
 Output Current: 25A
 Multi-Tap Output Voltage: 12V - 15V AC
 Includes built-in timer



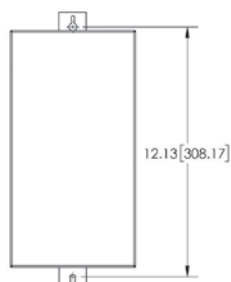
Unit must be mounted at least 1 foot above ground level (IP67 rating)

MTA150WA1215VREO

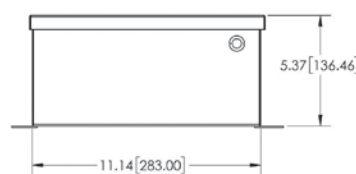
Wattage: 150W
 Input: 120V AC, 1.25A 50/60Hz
 Output Current: 12.5A
 Multi-Tap Output Voltage: 12V - 15V AC

MTA300WA1215VREO

Wattage: 300W
 Input: 120V AC, 2.5A 50/60Hz
 Output Current: 25A
 Multi-Tap Output Voltage: 12V - 15V AC



Unit must be mounted at least 1 foot above ground level (IP67 rating)

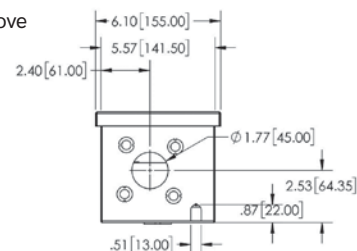


MTA600WA1215VREO

Wattage: 600W
 Input: 120V AC, 5A 50/60Hz
 Output Current: 50A
 Multi-Tap Output Voltage: 12V - 15V AC

MTA900WA2430VREO

Wattage: 900W
 Input: 120V AC, 7.5A 50/60Hz
 Output Current: 75A
 Multi-Tap Output Voltage: 12V - 15V AC



LITESTREAM™ M SMART TRANSFORMERS

LiteStream™ M Smart Transformers allow users to create and control ambiance from a smartphone, with secure WiFi or Bluetooth® multi-zone control that works with any new or existing low voltage landscape lighting.



Create layers of illumination from the front yard to the back yard by using up to four lighting zones that can be controlled independently, or as one. Get creative! Only LiteStream M offers this much flexibility.

- WiFi or Bluetooth® four-zone control
- High performance, fully dimmable transformers work with halogen and DC LED loads

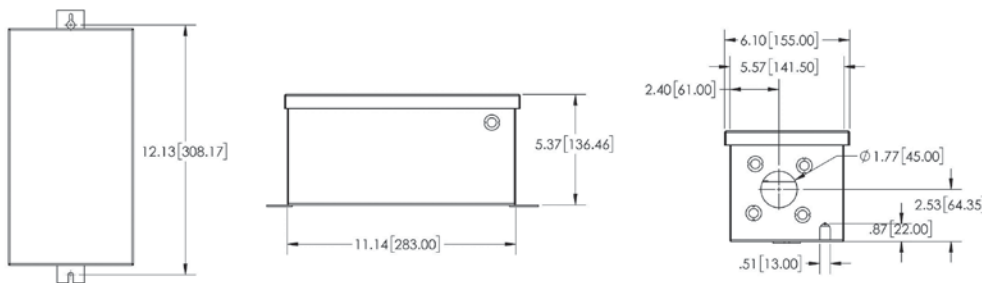
- Highly efficient toroidal transformer core offers great voltage regulation, cooler temperature and no noise
- Isolated output power per NEC, UL safety requirements
- Outdoor models feature corrosion resistant, heavy duty 304 stainless steel cases
- Industry leading 25-year OEM limited warranty

MTA300WD1215BT4REO
 Wattage: 300W
 Input: 120V AC, 5A 50/60Hz
 Output Current: 25A
 Multi-Tap Output Voltage: 12V - 15V DC
 (~7.5kHz PWM)

Provides 300W of power (four zones running up to 75W each); control zones independently or as one
 Multi-zone control works with any new or existing low voltage landscape lighting

Connect via Lite Stream app, Tuya, and other apps
 Programmable options include scheduled on/off, dimming, and group zones

Unit must be mounted at least 1 foot above ground level (IP67 rating)



Order Now! Call +1 (847) 498-5832 or Email LTFsales@LTFtechnology.com

SMART LIGHTING

LITESTREAM™ C SMART CONTROLLERS

LiteStream™ C Smart Controller modules are compact and easy to install for IoT applications in need of multi-channel, dimming, color tuning, zone, and RGB control capabilities.



- LiteStream C can be added at the output of any standard 12V or 24V constant voltage LED driver to easily create a wireless mesh network via Bluetooth® or WiFi
- 5-channel/300W controller module offers RGBW+WW capability to allow full color customization of LED strip lighting

- Also offered in a 1-channel model for dimming, and a 2-channel/200W model for color tuning
- Control using LTF's Lite Stream or other compatible mobile app: connect, tune, and schedule all your IoT / smart home devices



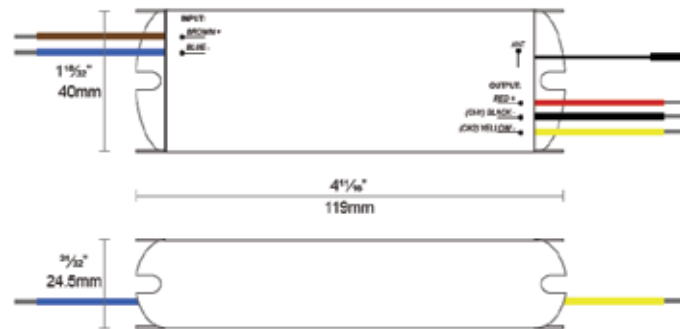
S11X100WAD1224BT1

1-Channel

S12X100WAD1224BT2

2-Channel

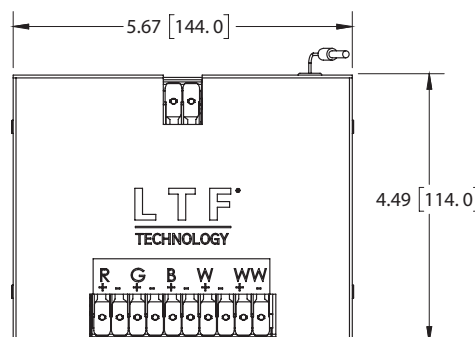
Input: 12V or 24V DC
Output: 12V or 24V DC (~7.5 kHz PWM)
Max. Wattage: 96W per Channel
Dimensions: 119 x 40 x 24.5mm



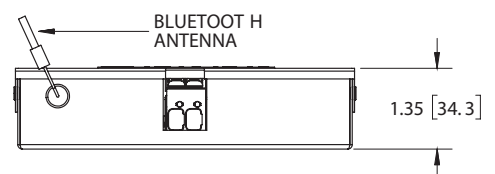
S15X100WAD1224BT5

5-Channel

Input: 12V or 24V DC
Output: 12V or 24V DC (~7.5 kHz PWM)
Max. Wattage: 96W per Channel



NOTE: Do not use Bluetooth Modules in combination with hard-wired dimmers (ELV, Triac, 0-10V).



Order Now! Call +1 (847) 498-5832 or Email LTFsales@LTFtechnology.com

LIGHT SOURCES

QUANTUM LUX™ COBS

The Best Dim-to-Warm COBs in the Industry

Architectural-grade Quantum Lux™ COBs enable dynamic lighting applications via our innovative U.S.-patented technology; ideal for human-centric lighting via single or dual channel light engines.



U.S. Patented Technology



- LTF's patented design uses complex methods of combining multi-layer phosphor and LED dyes for vision-friendly lighting of the highest quality
- Crisp light output with no hotspots and excellent color-over-angle with TIR optics
- Works with standard drivers and dimmers
- LM-80 compliant LEDs
- Superior color rendering with values as high as CRI 98 and R9 95
- Dim-to-Warm 3000K to 1800K; tunable white CCT 5700K to 2700K
- Custom CCT options available
- Tight binning; less than 3 MacAdam ellipses
- Low heat generation; easy thermal management

SINGLE CHANNEL DIM-TO-WARM COB LEDS

Model Series	Max. Wattage	CRI / R9	CCT	Flux @ Test Current	Typ. Forward Voltage	Typ. Forward Current	Dimensions
QLUXCOBi1512903018WD	12W	98 / 95	Dim-to-Warm: 3000K to 1800K	1200lm at 3000K	34V	350mA	15 x 12 x 1.5mm
QLUXCOBi151290(27, 30)	12W	98 / 89+	Single CCT: 2700K, 3000K	~1200lm	34V	350mA	15 x 12 x 1.5mm
QLUXCOBi1512902718WD-PH	12W	95 / 66	Dim-to-Warm: 2700K to 1800K	~1200lm	34V	350mA	15 x 12 x 1.5mm
QLUXCOBi1313903018WD-PH	6.2W	94 / 64	Dim-to-Warm: 3000K to 1800K	~545lm	17.8V	350mA	13 x 13 x 1.5mm
QLUXCOBi1818903016WD-PH	24W	98 / 91	Dim-to-Warm: 3000K to 1800K	~2170lm	34V	700mA	18 x 18 x 1.5mm

DUAL-CHANNEL COLOR TUNABLE COB LEDS

Model Series	Max. Wattage	CRI / R9	CCT	Flux @ Test Current	Max. Forward Voltage	Max. Forward Current	Dimensions
LTCOBi2424905727	55W	90+ / 70+	Color tunable: 6600K to 2200K	Warm: 2100lm Cool: 3250lm	38V	1400mA	24 x 24 x 1.5mm
LTCOBi2024905727	55W	90+ / 60+	Color tunable: 6300K to 2700K	Warm: 2000lm Cool: 2400lm	42V	1400mA	20 x 24 x 1.5mm
LTCOBi1818905727	24W	90+ / 60+	Color tunable: 6600K to 2200K	Warm: 1100lm Cool: 1600lm	38V	700mA	18 x 18 x 1.5mm
LTCOBi1616905727	12W	90+ / 60+	Color tunable: 6600K to 2200K	Warm: 750lm Cool: 1075lm	38V	350mA	16 x 16 x 1.5mm
LTCOBi1313905727	6.3W	90+ / 60+	Color tunable: 6600K to 2200K	Warm: 210lm Cool: 315lm	10V	700mA	13 x 13 x 1.5mm

U.S. Patent #10297584

Order Now! Call +1 (847) 498-5832 or Email LTFsales@LTFtechnology.com

SunLight2[®]

INSPIRED BY NATURE

DIM-TO-WARM ARCHITECTURAL- GRADE LED BULBS

Like the warmth and brilliance of the sun, SunLight2[®] Dim-to-Warm LED bulbs provide the most natural, vision-friendly lighting experience for any indoor or outdoor location, with the long life and performance you expect from LED lighting.



MR16

GU10

PAR20

PAR30

PAR38



- Everyone from professional lighting designers to home owners are impressed by SunLight2's superior light quality and dim-to-warm feature
- SunLight2's color accuracy and vibrancy are ensured with its high CRI rating of 98+
- Dim-to-warm allows users to dim from a cooler, brighter light down to a warm, comforting glow
- Safe for damp locations and enclosed fixtures
- Patented LEDs are engineered to be flicker-free, UV-free, and emit minimal blue light for eye-healthy lighting
- Direct replacement for halogen bulbs; save energy, reduce heat, and nearly eliminate bulb changes
- 3 years / 25,000 hour warranty
- Choose from several bulb types and beam angles to perfectly suit your application

SunLight2 MR16 8W LED Bulbs

MR168W12V2518KWD - 2500K to 1800K CCT
MR168W12V2718KWD - 2700K to 1800K CCT
MR168W12V3018KWD - 3000K to 1800K CCT

SunLight2 GU10 8W LED Bulbs

GU10A8W3018KWD - 3000K to 1800K CCT
GU10U8W3018KWD - 3000K to 1800K CCT*

SunLight2 PAR20 10W LED Bulbs

PAR20A12W3018KWD - 3000K to 1800K CCT
PAR20U10W3018KWD - 3000K to 1800K CCT*

SunLight2 PAR30 14W LED Bulbs

PAR30A14W3018KWD - 3000K to 1800K CCT
PAR30U14W3018KWD - 3000K to 1800K CCT*

SunLight2 PAR38 18W LED Bulbs

PAR38A18W3018KWD - 3000K to 1800K CCT
PAR38U18W3018KWD - 3000K to 1800K CCT*



Finishes Available:



White Aged Brass Silver Black

*220V input voltage

SunLight2®

INSPIRED BY NATURE

DIM-TO-WARM FLEXIBLE LED TAPES

SunLight2® dim-to-warm LED tapes allow users to dim from a cooler, brighter light down to a warm, comforting candlelight glow, in a low profile, flexible form that can be installed almost anywhere.



- Dim-to-warm tapes provide superior color accuracy and vibrancy with their high Color Rendering Index (CRI) ratings. Mimic the qualities of natural sunlight without the sun's damaging UV rays.
- Flicker-free operation enhances your rooms with the highest quality illumination
- Our energy-efficient tapes are ideal tucked into cove ceilings, under cabinets, under stair treads, or anywhere you want to add architectural interest, ambiance, and high-efficacy lighting
- Ideal for human-centric or circadian lighting applications
- 5 year warranty




QLUXF50001200LED92718WD - 2700K dims to 1800K CCT
Input Voltage: 24V DC Watts per Foot: 5W/ft
CRI: 94+ R9: 98+ (At 2700K CCT) Lumens per Foot: 317 lm/ft



QLUXF50001200LED93018WD - 3000K dims to 1800K CCT
Input Voltage: 24V DC Watts per Foot: 5W/ft
CRI: 90+ R9: 80+ (At 3000K CCT) Lumens per Foot: 358 lm/ft



QLUXF50001200LED93218WD - 3200K dims to 1800K CCT
Input Voltage: 24V DC Watts per Foot: 4.9W/ft
CRI: 86+ R9: 55+ (At 3200K CCT) Lumens per Foot: 324 lm/ft



Order Now! Call +1 (847) 498-5832 or Email LTFsales@LTFtechnology.com

SunLight2®

INSPIRED BY NATURE

BUILDER'S EDITION ALL-PURPOSE LED BULBS

SunLight2® Builder's Edition LED bulbs feature high quality light output and a full dimming range with no flicker. Its high CRI, full spectrum light provides exceptional color accuracy using the newest innovative LED technologies.



- SunLight2® Builder's Edition LED bulbs provide natural, vision friendly all-purpose lighting, with the long life and performance you expect from LED lighting
- Bulbs are dimmable and flicker-free
- SunLight2's color accuracy and vibrancy are ensured with its high Color Rendering Index (CRI) rating of 90+, close to that of natural sunlight (CRI 100) but without the sun's damaging UV rays
- Choose from several bulb types and beam angles to perfectly suit your application

SunLight2 A19 6W LED Bulbs, 230° beam

A19A6W2700K230W - 2700K CCT
A19A6W3000K230W - 3000K CCT
A19A6W5000K230W - 5000K CCT

SunLight2 GU10 6W LED Bulbs, 35° beam

GU10A6W2700K35W - 2700K CCT
GU10A6W3000K35W - 3000K CCT
GU10A6W4000K35W - 4000K CCT
GU10A6W5000K35W - 5000K CCT

SunLight2 MR16 7W LED Bulbs

MR167W12V2700K - 2700K CCT; 15°/25°/35°
MR167W12V3000K - 3000K CCT; 15°/25°/35°
MR167W12V4000K - 4000K CCT; 15°/25°/35°
MR167W12V5000K - 5000K CCT; 15°/25°/35°

SunLight2 PAR20 8W LED Bulbs

PAR20A8W2700K - 2700K CCT; 25° or 40°
PAR20A8W3000K - 3000K CCT; 25° or 40°
PAR20A8W4000K - 4000K CCT; 25° or 40°
PAR20A8W5000K - 5000K CCT; 25° or 40°



SunLight2 PAR30 12W LED Bulbs

PAR30A12W2700K - 2700K CCT; 25° or 40°
PAR30A12W3000K - 3000K CCT; 25° or 40°
PAR30A12W4000K - 4000K CCT; 25° or 40°
PAR30A12W5000K - 5000K CCT; 25° or 40°



SunLight2[®] Architectural-Grade LED Bulbs



SunLight2[®] LED bulbs provide superior color accuracy, flicker-free operation, low blue emissions for healthier vision, and energy efficiency for all your lighting needs.

- Museum-grade color rendering: CRI 94+, R9 92+
- 3000K to 1800K dim-to-warm capability
- 30,000-hour rating
- Title 24 / JA8 compliant, flicker-free operation

SunLight2[®]
INSPIRED BY NATURE



UniDriver[®] Dimmable Universal Input LED Drivers

UNIDRIVER[®]
LED power supplies simplify driver selection for OEMs and specifiers throughout the lighting industry.



- True-Tri-Mode Dimming at all input voltages
- Universal input voltage: 100V – 277V AC 50/60Hz
- Title 24 compliant flicker-free operation & dimming
- UL listed indoor & outdoor models
- 5 year warranty



LiteStream[™] Series IoT Devices



LTF offers a wide range of Bluetooth[®] and WiFi-compatible transformers and drivers to modernize lighting control indoors or outdoors.

- LiteStream M Wireless Magnetic Transformers
- Smart LED Drivers
- Wireless Mesh Modules; 1-, 2-, and 5-channel (RGBW+WW) available



Can't Find What You Need? We Can Help!

Connect with LTF's expert product development team to create custom engineered solutions that meet the exact requirements of your project. With our low MOQs, minimal R&D cost and short lead times, LTF can help bring your product to market on time and on budget.




LTF also offers low voltage dimmable LED drivers, high-CRI COB and DOB LEDs, flexible LED tapes, DC LED boards, private label ready LED landscape lighting, and much more.

LTF is trusted by premier lighting manufacturers!

Simplify component sourcing with LTF[®] – visit our website to review our complete product line or let us come up with a custom solution for you.

Order Now! Call +1 (847) 498-5832 or Email LTFsales@LTFtechnology.com



LTF[®]

TECHNOLOGY

11966 Oak Creek Pkwy., Unit H
Huntley, IL 60142

Phone: +1 (847) 498-5832

Fax: +1 (773) 337-5628

Email: LTFsales@LTFtechnology.com

www.LTFtechnology.com